

# SPECIFICATION




NEWSTAR LED Lighting


Part No.: NSP-S0606



LED Panel




Aluminum alloy heat sink



Super Slim



Quality frosted Aluminum frame



High transmittance PMMA LGP

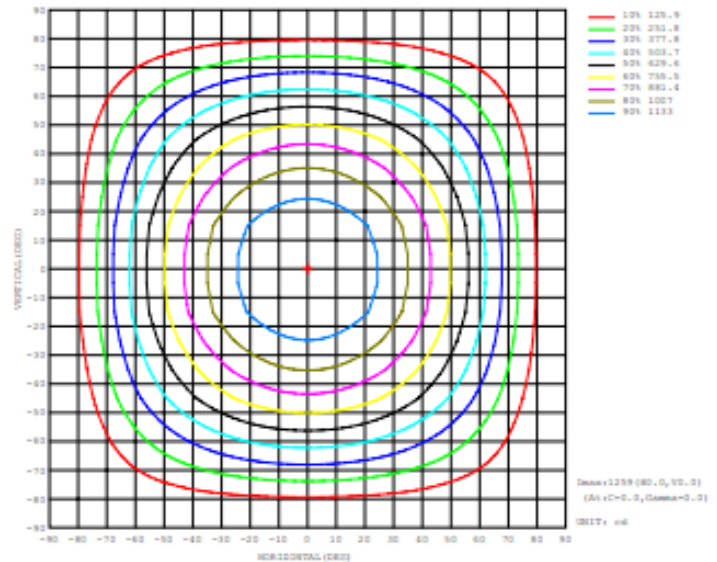
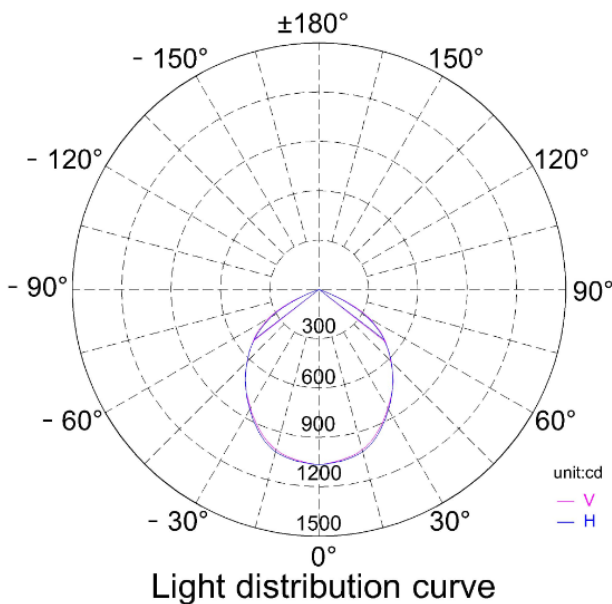


Constant Current LiFud Driver

# SPECIFICATION

## Features

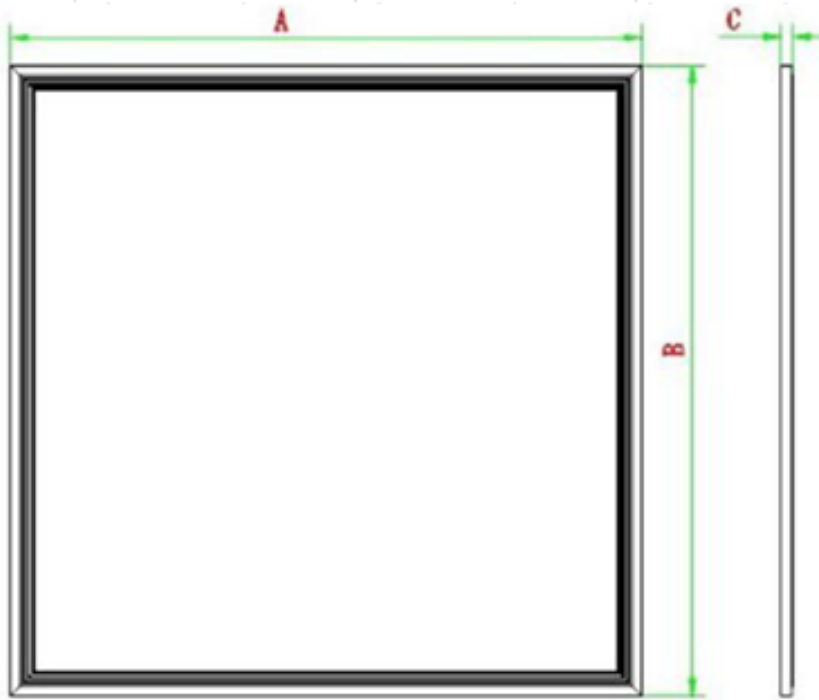
- No UV or IR light radiation.
- Easy Installation
- Long lifetime: 50000 hours
- Correlated Color Temperature: 2800-6500K
- AC100~240V input.
- LiFud Driver
- LED type: Epistar 4014SMD
- 3 Years Warranty
- CE, RoHS Certified



## Technical Specifications

Power	36W	CRI	>80
Lumens	3240LM	Frequency Range	50-60Hz
Fixture efficiency	>0.90	Beam Angle	120°
Power Factor	>0.93	Fixing Ways	Recessed, Suspending
Light Source	4014SMD Epistar	Dimension	600*600*10mm
Storage Temperature	-25°C ~ +65°C	Working Temperature	-30°C ~ +50°C
Body& Lampshade	Aluminum Alloy and PC	IP Grade	IP44

# SPECIFICATION

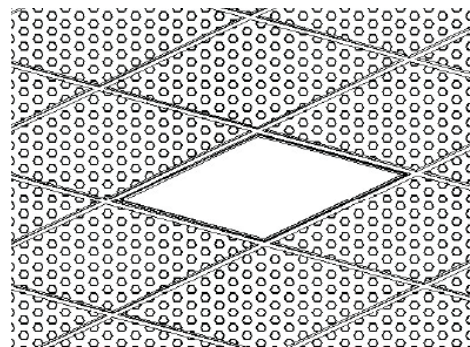


	A (MM)	B (MM)	C (MM)
NSP-S0303	295	295	9.2
NSP-S0603	595	295	9.2
NSP-S0606	595	595	9.2
NSP-S1203	1195	295	9.2
NSP-S1206	1195	595	9.2

## Installation Instructions

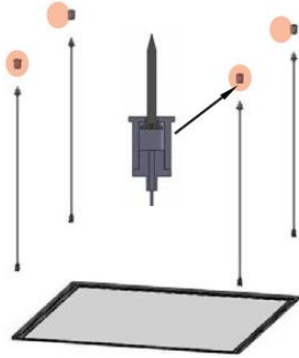
### 2.1. Replace the plaster false ceiling

This is the most popular installation for the panel, remove the False ceiling and replace it with the panel

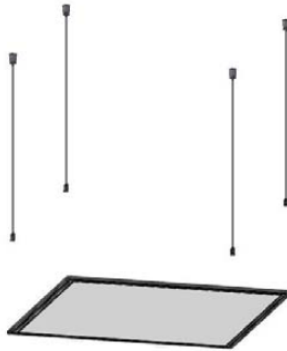


# SPECIFICATION

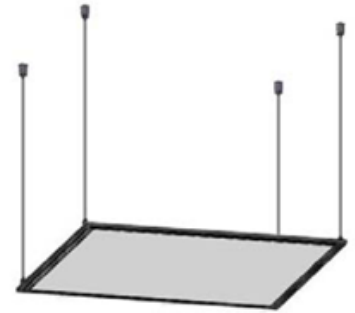
## 2.2. Suspended to the ceiling



i . Fix the 4 sockets to the ceiling with screws

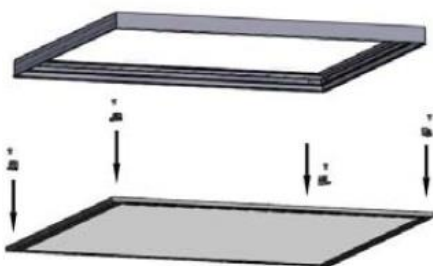


ii . Screw the 4 ropes to the sockets

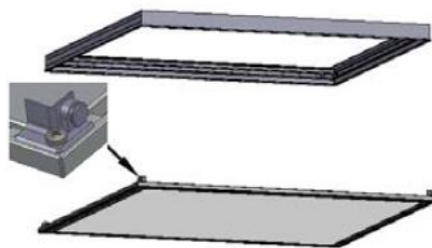


iii. Screw to the Led panel light. The height is adjustable by pulling the rope on the socket

## 2.3. Mounted on the ceiling or the wall



i . Fix the frame to the ceiling or wall with screws



ii . Screw the 4 clips to the panel



iii. push the panel to the frame and it will be clipped and fixed

# SPECIFICATION

## Application

- Home and office lighting.
- Hotel lighting.
- Super market lighting
- Warehouse lighting
- Airport lighting
- Factory lighting
- Classroom lighting
- Other light sources

