

WiFi Controller User Instruction [0145]

(Compatible with 2.4G RGB, RGBW, Dual White led light and 2.4G led strip controller series)

Thanks for your purchase! This manual describes the WiFi controller which can be used to all the 2.4G smart light series, RGB light bulb, RGBW light bulb/down light, dual white light bulb/down light, etc. With this simple WiFi controller, you can control your lights with iOS 5.0 or Android smart phone App, free download from Apple App Store, or Android Google Play with the new App name: Mi-light, automatically setting and you are ready to go!

App Installation:

Free download the App from Apple App Store, or Android Google Play, the App name is Mi-light



LINK

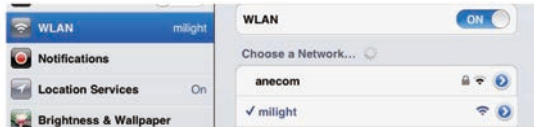
SYS

RESET

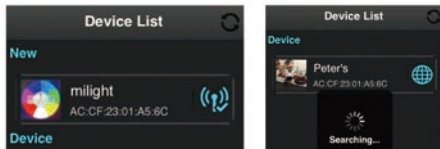
USB POWER

Wifi Controller Settings:

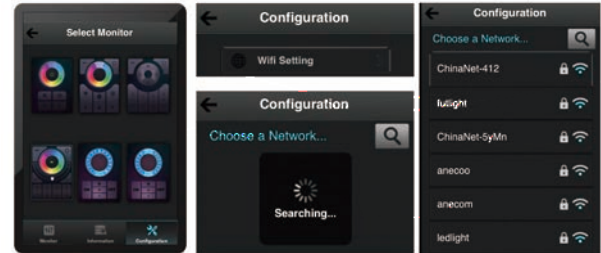
1. Supply power to the wifi controller box with DCSV 500mA power supply, the power indicator will flash.
2. Long press key"RST" 10 seconds until the two indicators flash, revert to factory default settings. (Please note that you don't need to do it with a new wifi controller.)
3. Go to the settings of the your Android or Apple iOS smart phone or tablet, and connect with "Milight"



4. The link indicator on your wifi controller box lights up when the connection is made.
5. Press 'Mi-light' .Optionally you can rename Milight to any name, e.g Peter's Room(in case you add more wifi boxes for more zones)






5. Press again to finish the automatic integration of your home WLAN as below:



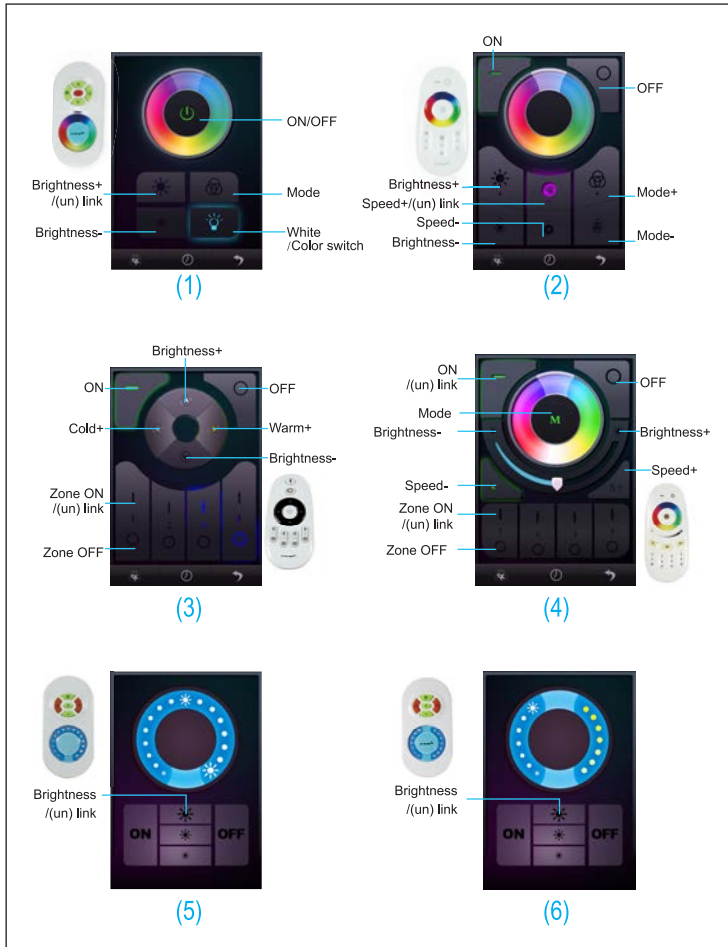
6. Please choose your own WLAN or the one that you know, press it and then input the password;



7. Press "ok", and then go back to the " device list", wait a while and press  to update , then you can use the "monitor" to choose different remote interfaces, and after linking lights with Apps , you can use your smart phone to control your lighting;

For each added device (wifi controller) , you can also use the "  information " to customize the device name and photo; You can control your lights with 2G/3G internet when you are out of home or office, also you can use any WiFi internet to control your lights, as long as you enter the App and see the globe icon  .

96*125mm 正面



96*125mm 反面

APP(1)&(5)&(6) Linking new strip lights to the remote control

Switch off the power of the led strip. Now switch on the light again and within 3 seconds shortly press the (UN)LINK button one time on the App. When this link operation is successful, the light slowly blinks 3 times on and off.

Unlinking the lights:

Switch off the power of the led strip. Now switch on the light again and within 3 seconds shortly press the (UN)LINK button three times on the App. When this link operation is successful, the light slowly blinks 6 times on and off.

APP(2) Linking new lights to the remote control

Switch off the power of the led light. Now switch on the light again and within 3 seconds shortly press (UN)LINK button one time on the App. When this link operation is successful, the light slowly blinks 3 times on and off.

Unlinking the lights:

Switch off the power of the led light. Now switch on the light again and within 3 seconds long press (UN)LINK button on the App. When this link operation is successful, the light slowly blinks 6 times on and off.

APP(3)&(4) Linking new lights to the remote control

Choose which zone you want to assign the light(1 to 4). Switch off the 220V main power supply of the light in the selected zone with the main switch or pull the plug from the socket. Now switch on the light again and within 3 seconds shortly press one of (UN)LINK buttons one time on the App. When this link operation is successful, the light slowly blinks 3 times on and off.

Unlinking the lights:

Check via the App to see which zone (1 to 4) is already linked to a light. Switch off the 220V main power supply of the light with the main switch or pull the plug. Now switch on the light again and within 3 seconds press 5 times quickly and shortly on buttons which you want to unlink. Unlink operation is successful, the light quickly blinks 10 times on and off.